

**cmc**  
THE SPECIALIFT

**S23**  
UK



[www.cmclift.com](http://www.cmclift.com)


Σ DETAILS




**FIT THROUGH  
A STANDARD DOOR**



**TOWABLE  
WITH TRAILER**



**ADJUSTABLE  
OUTRIGGER  
POSITION**



**S.C.S.  
(SELF CONTROL SYSTEM)**



**RADIO  
REMOTE  
CONTROL**



**DISPLAY FOR ERROR  
CODE DETECTION**



**AUTOMATIC  
OUTRIGGERS LEVELLING**



**Main Features**

S23 is a platform with unrestricted outreach, articulated with double pantograph, telescopic boom and Jib. The S23 contains the experience of the twenty-year success of CMC. With its extremely compact dimensions (it can pass through a standard door) it is the ideal model for both indoor and outdoor work and, with its unparalleled strength and its various stabilization possibilities, it is the ideal machine for every type of application.

**Standard equipment**

Honda iGX390 petrol engine, fixed undercarriage with black rubber tracks, fixed two-man basket 140x70x110 cm equipped with quick-release system and wheels, 200 bar air/water hose in the basket, 230V/120V/110V and 12V electrical socket in the basket, protective cover for outriggers' cylinders, display for error code detection, proportional electro-hydraulic controls, Self Control System by CMC (automatic outrigger leveling, automatic turret centering, self-loading function, automatic manoeuvres' speed control, "home function", automatic anti-collision system and block for drive on over-maximum gradient, service mode for tracks), radio remote controls, multiple outrigger position, 12 months warranty, standard painting (RAL 3000).

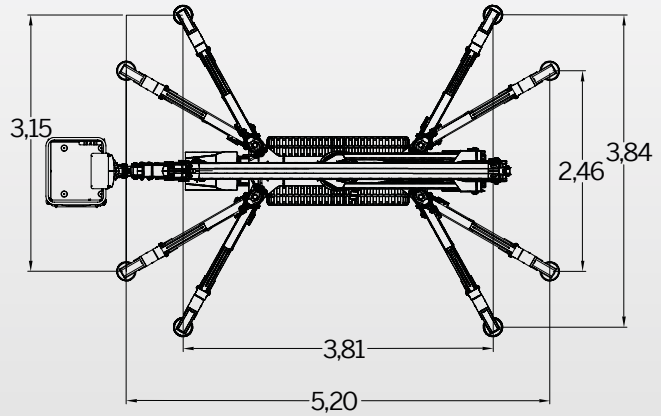
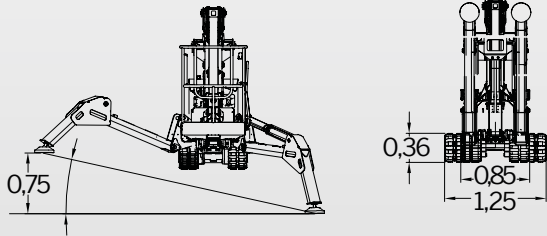
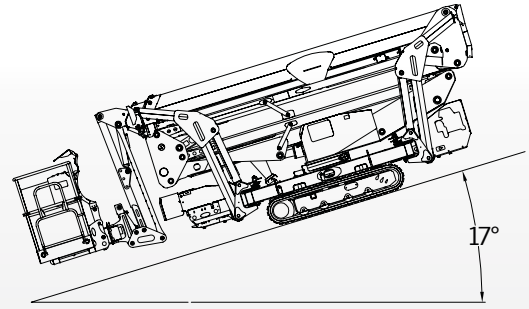
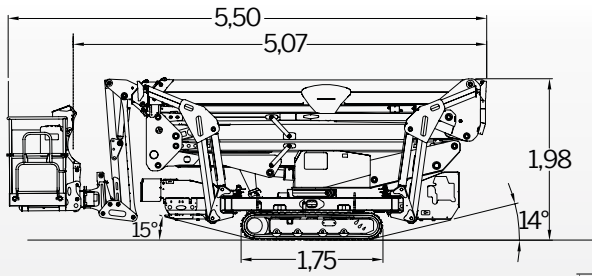
**Available accessories:**

- +/- 90° basket rotation
- Kubota Z602 Diesel Engine
- Full lithium battery (160 Ah) version
- 230V, 120V or 110V electric motor
- Hydraulically expandable tracks
- Grey non-marking tracks
- Hydraulic motors with double travel speed of tracks
- 1 or 2-men fiberglass basket
- Remote connection kit
- fixed control station in the basket with display
- Customized colors

*\*The specifications and characteristics indicated are subject to change and are not binding, and they may vary depending on the equipment.*



TECHNICAL DATA



MAXIMUM LOAD

200 KG + + 40 KG



PERFORMANCE



23,00 m



+/- 90° optional



12,40 m



+/- 355° (710° continuous)



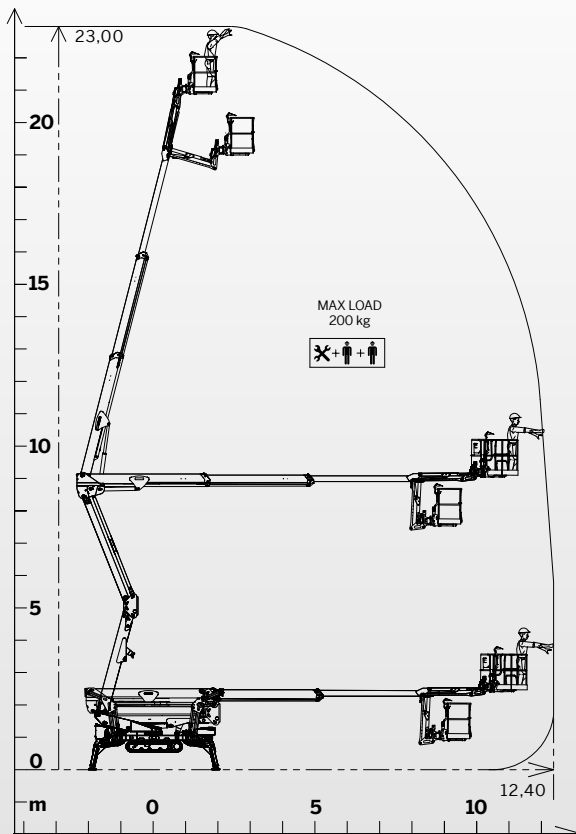
200 Kg



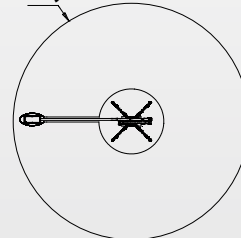
2865 kg



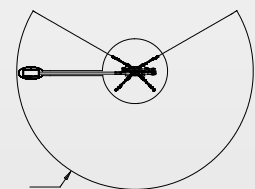
1,4x0,7x1,1 m



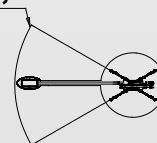
12,40



12,40



12,40





**Strong, lightweight and reliable. S23 is three in one.**

A platform of the latest design, extremely light thanks to the use of high-quality steels, a noteworthy feature that allows the S23 to be transported with a trailer, thus, improving its possibilities of use. The simplicity of use combined with limited weight, transportability, plug & play technology and easy and intuitive use, make the S23 a platform that cannot be missing in any fleet.

